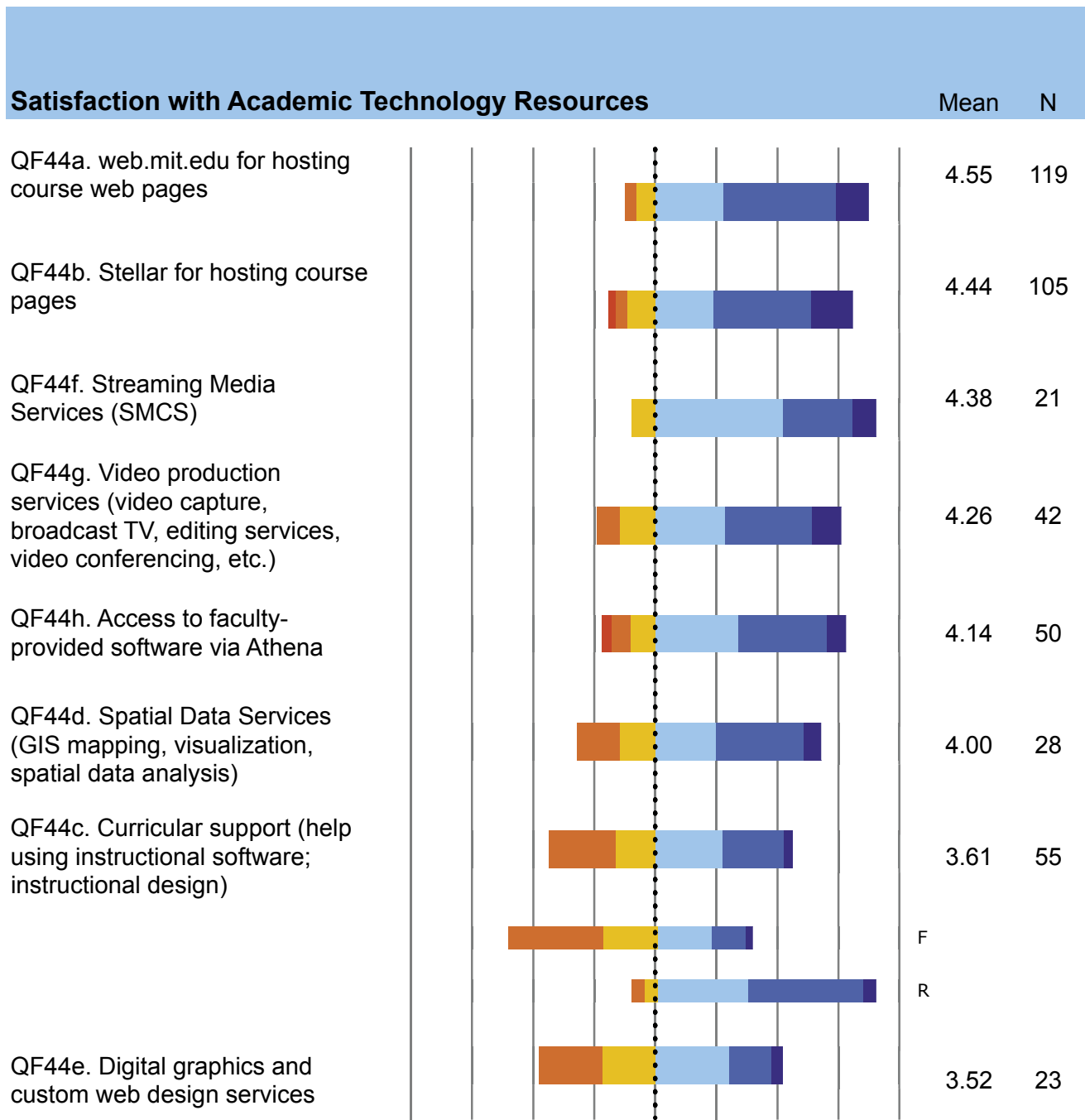
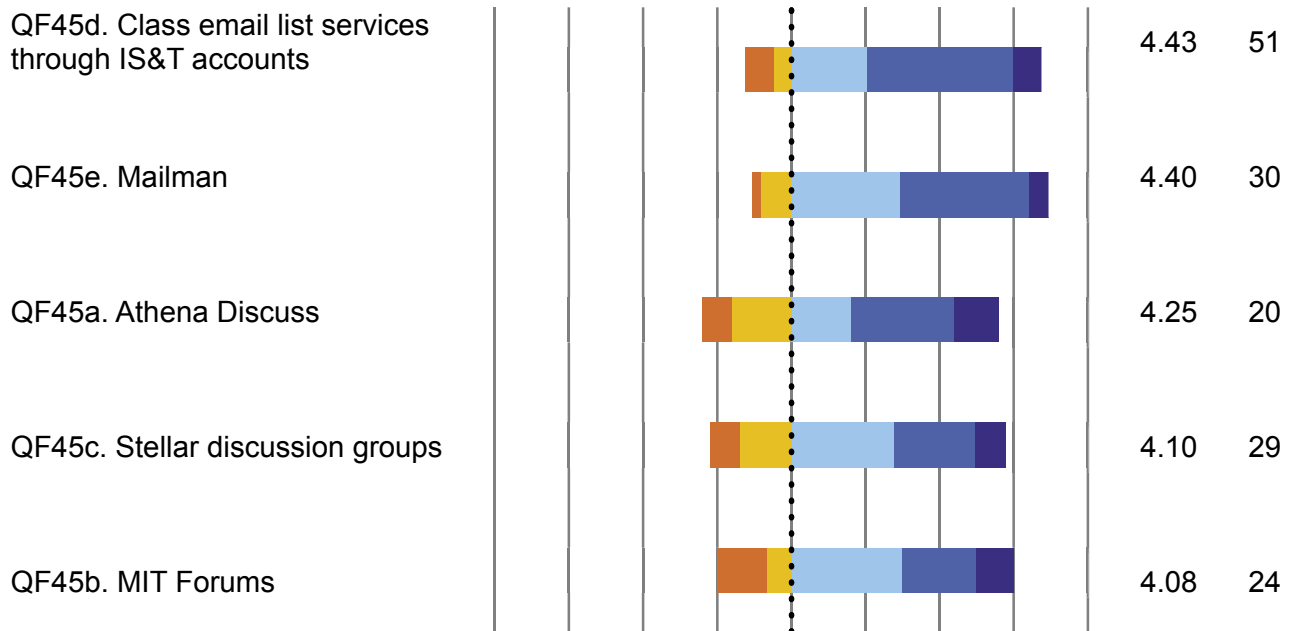


Faculty and Researchers Survey Results



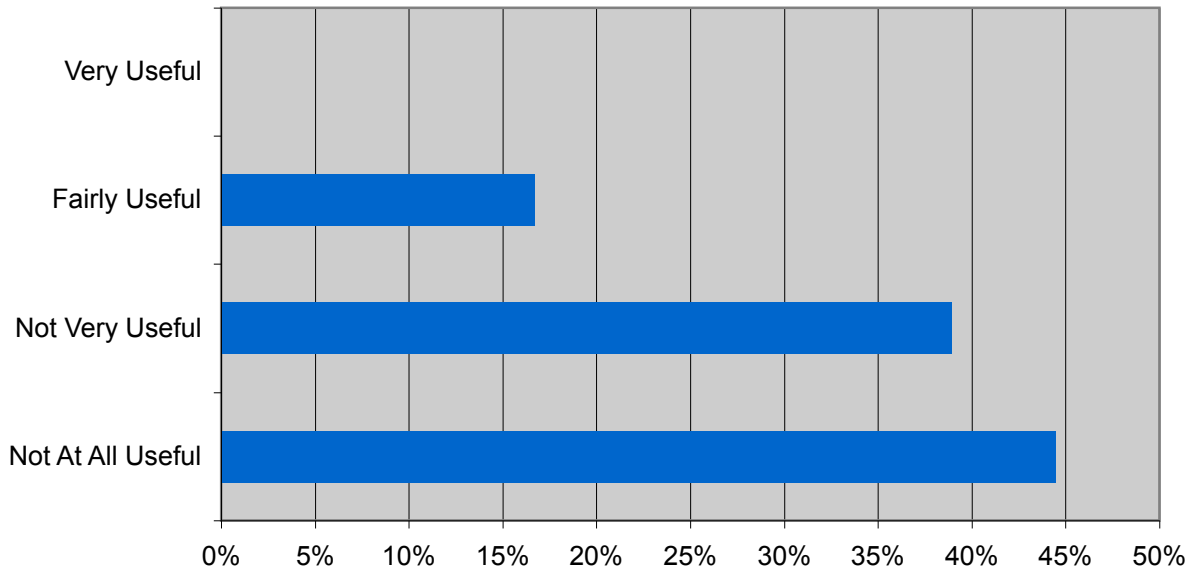
Satisfaction with Specified Discussion Group and Email Services Mean N



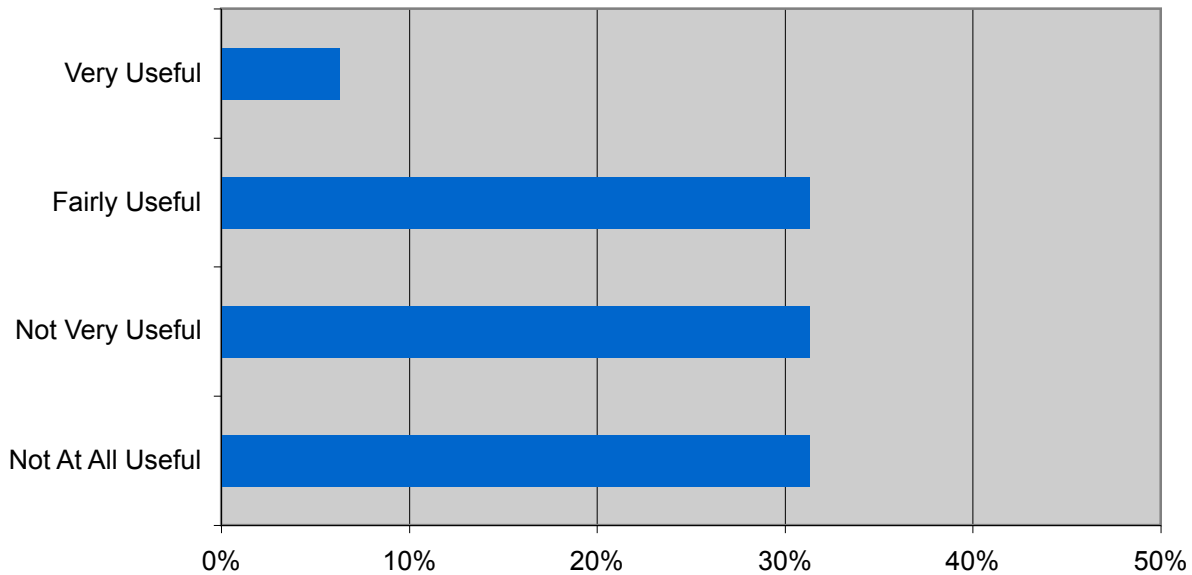
Satisfaction with Laptop Loaner and Configuration Service Mean N



QF47a. Usefulness of 2D Visualization Windows Clusters in Building 37 to Respondents

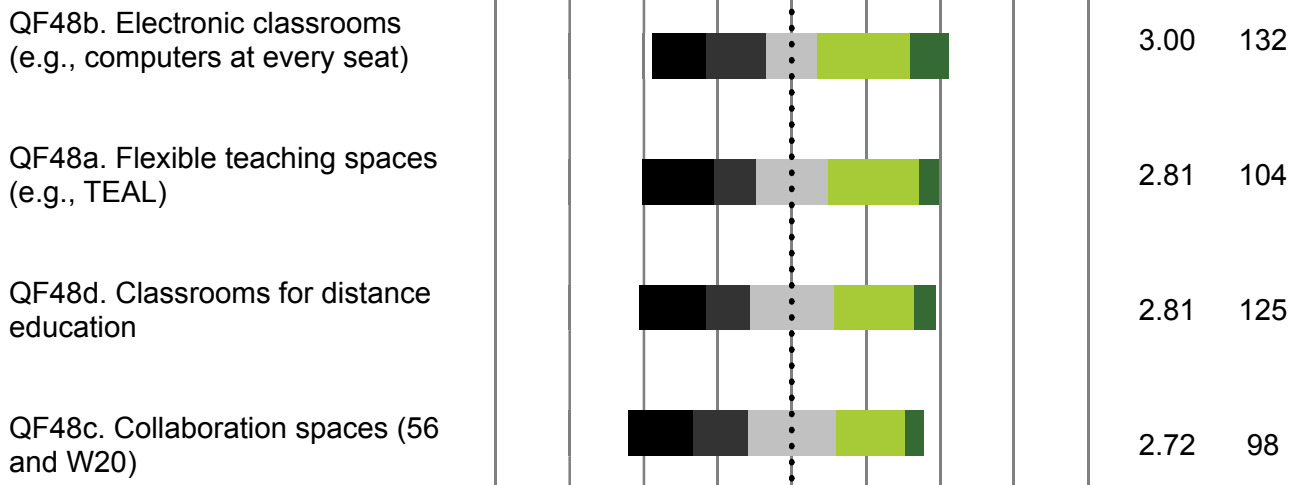


QF47b. Perceived Usefulness of 2D Visualization Windows Clusters in Building 37 to Respondents' Students



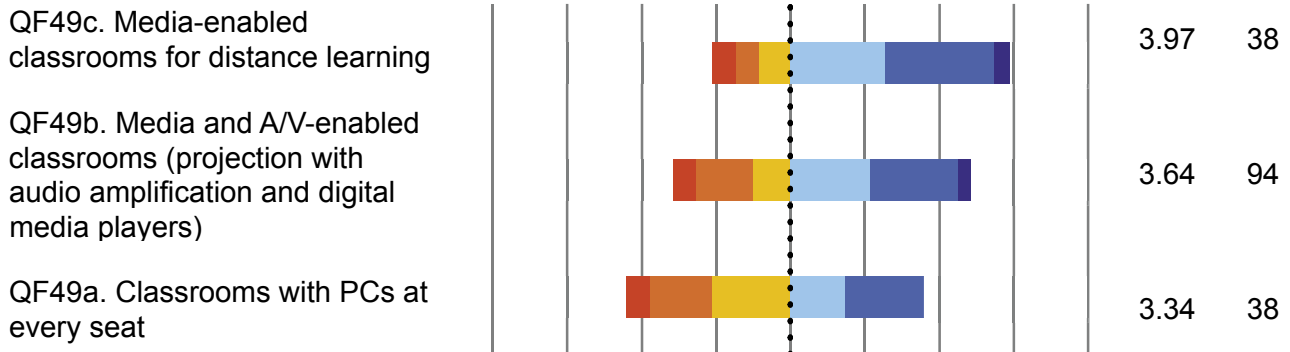
Likelihood of Using Specified Tech-Enabled Flexible Teaching Spaces

N



Satisfaction with Specified Tech-Enabled Classrooms

Mean N

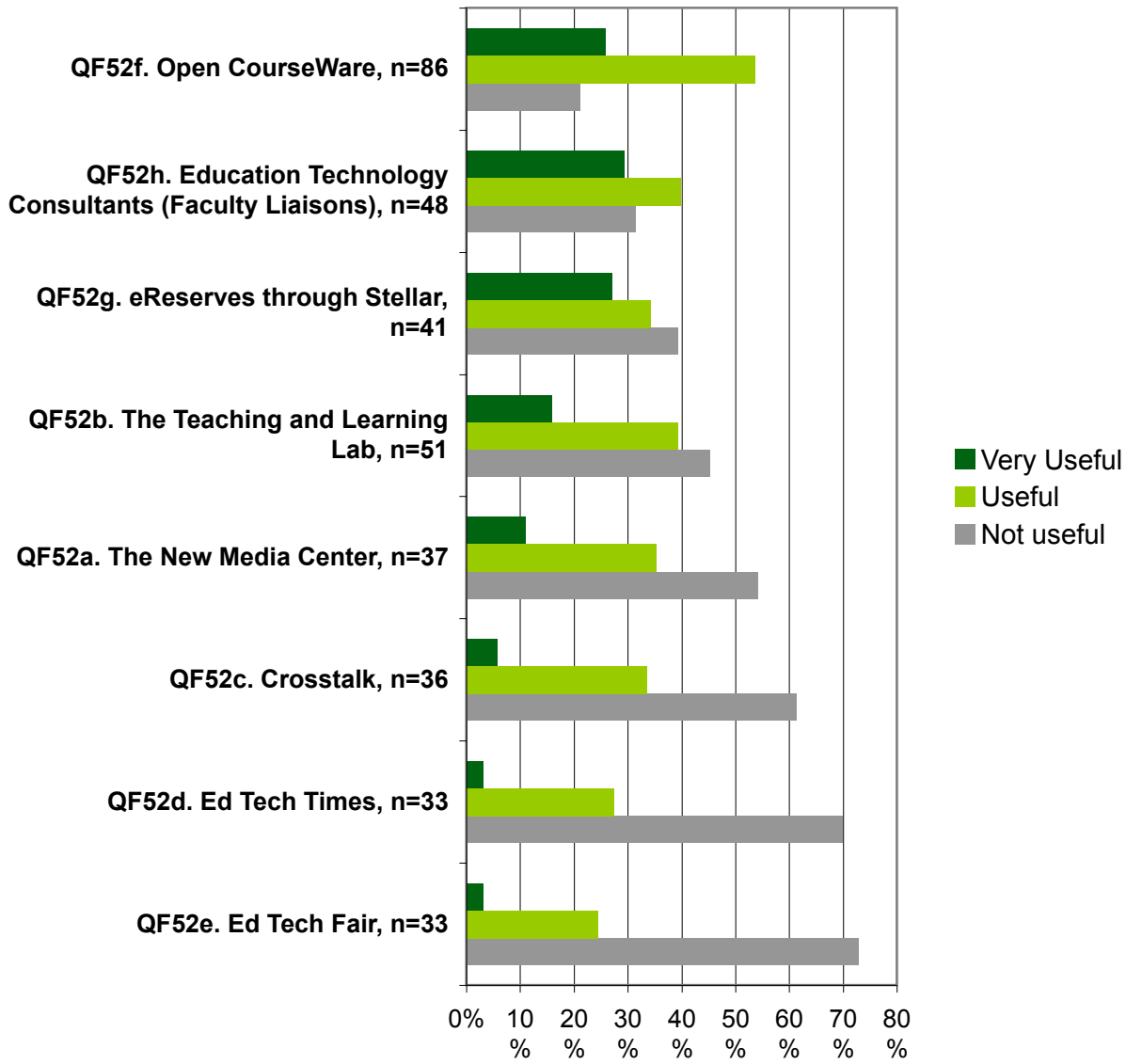


Satisfaction with Stellar

Mean N

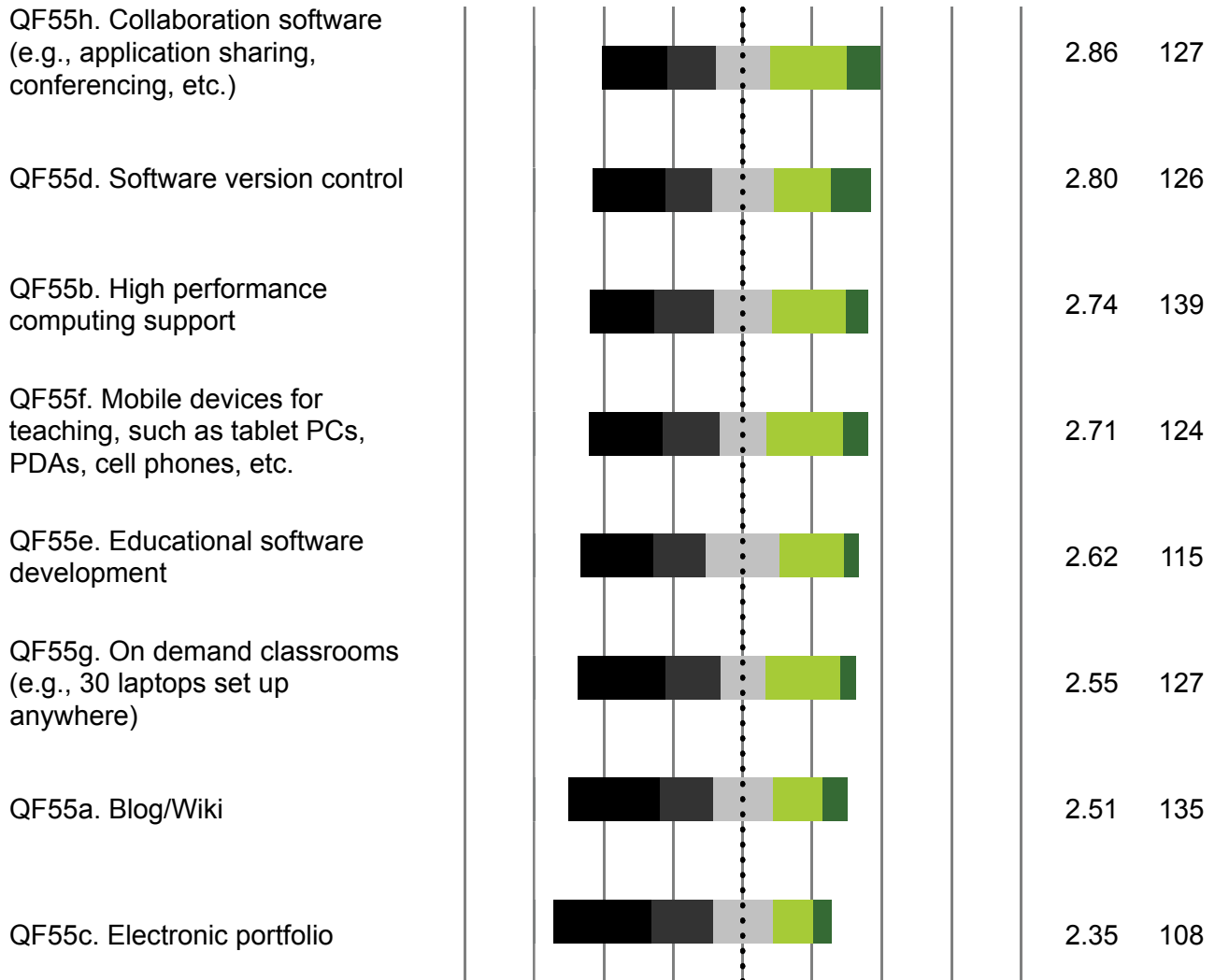


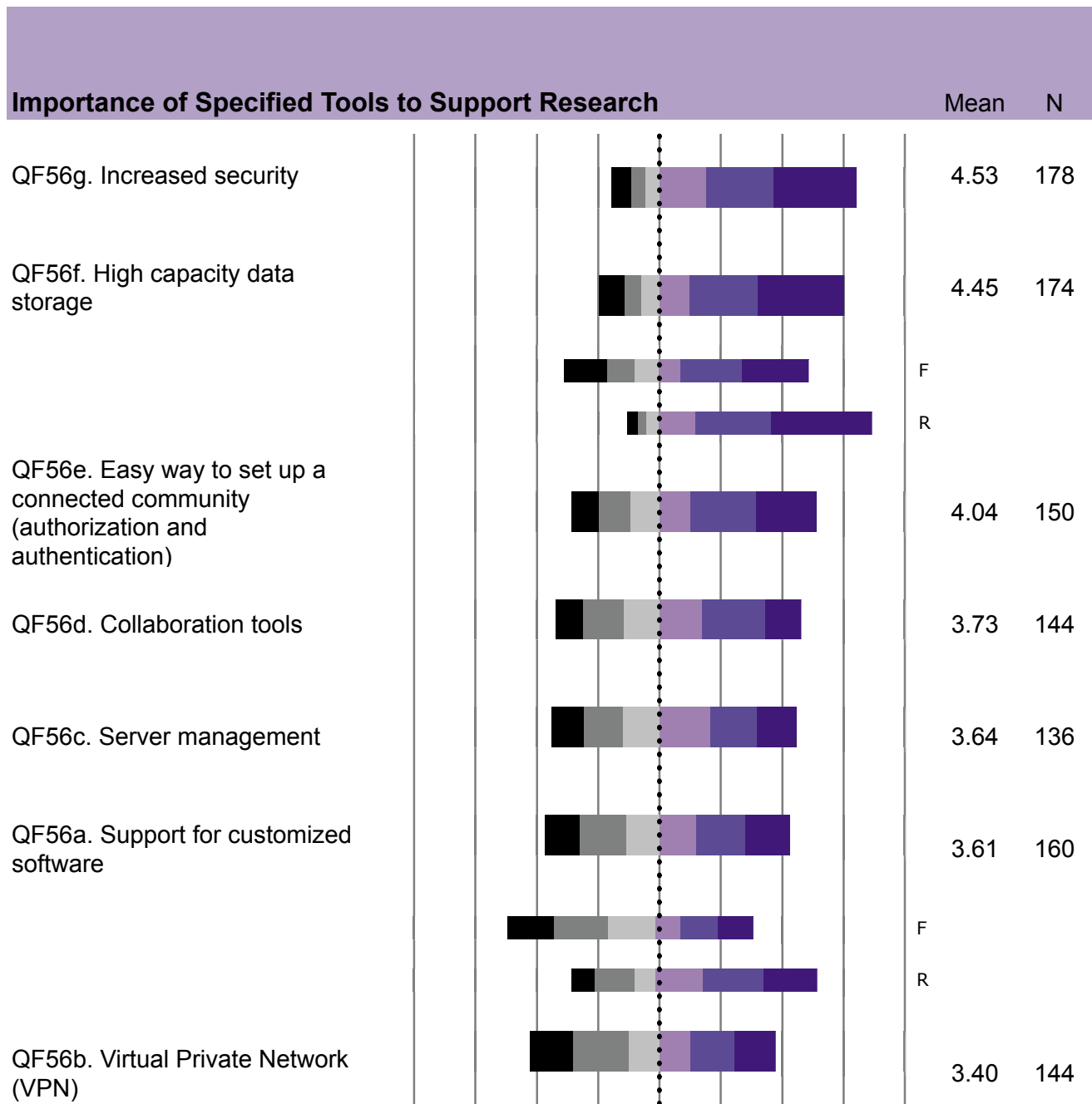
QF52. Usefulness of Specified Resources for Using Technology in Teaching



Likelihood of Using Specified Services in the Near Future

N





Detailed Results Tables

Percent Responding by Cohort

QF44a web.mit.edu for hosting course web pages										
	Mean	VD	D	SD	SS	S	VS	Count	Std. Dev.	95% CI+-
All	4.55	0%	5%	8%	28%	46%	13%	119	0.99	0.18
Fac	4.49	0%	6%	8%	30%	42%	14%	77		
Res	4.67	0%	2%	7%	24%	55%	12%	42		

QF44b Stellar for hosting course pages										
	Mean	VD	D	SD	SS	S	VS	Count	Std. Dev.	95% CI+-
All	4.45	3%	5%	11%	24%	40%	17%	105	1.21	0.23
Fac	4.36	4%	6%	13%	21%	39%	17%	70		
Res	4.63	0%	3%	9%	29%	43%	17%	35		

QF44c Curricular support (help using instructional software; instructional design)										
	Mean	VD	D	SD	SS	S	VS	Count	Std. Dev.	95% CI+-
All	3.62	0%	27%	16%	27%	25%	4%	55	1.24	0.33
Fac	3.19	0%	39%	22%	22%	14%	3%	36		
Res	4.42	0%	5%	5%	37%	47%	5%	19		

QF44d Spatial Data Services (GIS mapping, visualization, spatial data analysis)										
	Mean	VD	D	SD	SS	S	VS	Count	Std. Dev.	95% CI+-
All	4.00	0%	18%	14%	25%	36%	7%	28	1.25	0.46
Fac	3.62	0%	31%	15%	23%	23%	8%	13		
Res	4.33	0%	7%	13%	27%	47%	7%	15		

QF44e Digital graphics and custom web design services *										
	Mean	VD	D	SD	SS	S	VS	Count	Std. Dev.	95% CI+-
All	3.52	0%	26%	22%	30%	17%	4%	23	1.20	0.49
Fac	2.83	0%	50%	17%	33%	0%	0%	12		
Res	4.27	0%	0%	27%	27%	36%	9%	11		

QF44f Streaming Media Services (SMCS) *										
	Mean	VD	D	SD	SS	S	VS	Count	Std. Dev.	95% CI+-
All	4.38	0%	0%	10%	52%	29%	10%	21	0.80	0.34
Fac	4.42	0%	0%	0%	67%	25%	8%	12		
Res	4.33	0%	0%	22%	33%	33%	11%	9		

QF44g Video production services (video capture, broadcast TV, editing services, video conferencing, etc.) *										
	Mean	VD	D	SD	SS	S	VS	Count	Std. Dev.	95% CI+-
All	4.26	0%	10%	14%	29%	36%	12%	42	1.15	0.35
Fac	4.11	0%	11%	15%	37%	26%	11%	27		
Res	4.53	0%	7%	13%	13%	53%	13%	15		

QF44h Access to faculty-provided software via Athena										
	Mean	VD	D	SD	SS	S	VS	Count	Std. Dev.	95% CI+-
All	4.14	4%	8%	10%	34%	36%	8%	50	1.21	0.34
Fac	3.93	7%	10%	10%	40%	23%	10%	30		
Res	4.45	0%	5%	10%	25%	55%	5%	20		

QF45a Athena Discuss										
	Mean	VD	D	SD	SS	S	VS	Count	Std. Dev.	95% CI+-
All	4.25	0%	10%	20%	20%	35%	15%	20	1.25	0.55
Fac	3.78	0%	22%	11%	44%	11%	11%	9		
Res	4.64	0%	0%	27%	0%	55%	18%	11		

QF45b MIT Forums										
	Mean	VD	D	SD	SS	S	VS	Count	Std. Dev.	95% CI+-
All	4.08	0%	17%	8%	38%	25%	13%	24	1.25	0.50
Fac	3.50	0%	38%	0%	50%	0%	13%	8		
Res	4.38	0%	6%	13%	31%	38%	13%	16		

QF45c Stellar discussion groups										
	Mean	VD	D	SD	SS	S	VS	Count	Std. Dev.	95% CI+-
All	4.10	0%	10%	17%	34%	28%	10%	29	1.14	0.42
Fac	3.67	0%	17%	17%	58%	0%	8%	12		
Res	4.41	0%	6%	18%	18%	47%	12%	17		

QF45d Class email list services through IS&T accounts										
	Mean	VD	D	SD	SS	S	VS	Count	Std. Dev.	95% CI+-
All	4.43	0%	10%	6%	25%	49%	10%	51	1.08	0.30
Fac	4.23	0%	16%	3%	35%	32%	13%	31		
Res	4.75	0%	0%	10%	10%	75%	5%	20		

QF45e Mailman										
	Mean	VD	D	SD	SS	S	VS	Count	Std. Dev.	95% CI+-
All	4.40	0%	3%	10%	37%	43%	7%	30	0.89	0.32
Fac	4.08	0%	8%	17%	42%	25%	8%	12		
Res	4.61	0%	0%	6%	33%	56%	6%	18		

QF46a Laptop loaner and configuration										
	Mean	VD	D	SD	SS	S	VS	Count	Std. Dev.	95% CI+-
All	3.60	10%	15%	20%	25%	20%	10%	20	1.50	0.66
Fac	3.33	11%	33%	11%	22%	0%	22%	9		
Res	3.82	9%	0%	27%	27%	36%	0%	11		

QF47a You					
	Not At All Useful	Not Very Useful	Fairly Useful	Very Useful	Count
All	44%	39%	17%	0%	18
Fac	75%	25%	0%	0%	8
Res	20%	50%	30%	0%	10

QF47b Your students					
	Not At All Useful	Not Very Useful	Fairly Useful	Very Useful	Count
All	31%	31%	31%	6%	16
Fac	63%	25%	0%	13%	8
Res	0%	38%	63%	0%	8

QF48a Flexible teaching spaces (e.g., TEAL)						
	Highly Unkly.	Unkly.	Nthr. Likely Nor Unkly.	Likely	Highly Likely	Count
All	24%	14%	24%	31%	7%	104
Fac	26%	15%	20%	30%	9%	74
Res	20%	13%	33%	33%	0%	30

QF48b Electronic classrooms (e.g., computers at every seat)						
	Highly Unkly.	Unkly.	Nthr. Likely Nor Unkly.	Likely	Highly Likely	Count
All	18%	20%	17%	31%	13%	132
Fac	19%	22%	13%	31%	14%	90
Res	17%	17%	26%	31%	10%	42

QF48c Collaboration spaces (56 and W20)						
	Highly Unkly.	Unkly.	Nthr. Likely Nor Unkly.	Likely	Highly Likely	Count
All	22%	18%	30%	23%	6%	98
Fac	25%	22%	24%	22%	7%	68
Res	17%	10%	43%	27%	3%	30

QF48d Classrooms for distance education						
	Highly Unkly.	Unkly.	Nthr. Likely Nor Unkly.	Likely	Highly Likely	Count
All	22%	15%	28%	27%	7%	125
Fac	24%	15%	31%	26%	5%	85
Res	20%	15%	23%	30%	13%	40

QF49a Classrooms with PCs at every seat										
	Mean	VD	D	SD	SS	S	VS	Count	Std. Dev.	95% CI+-
All	3.34	8%	21%	26%	18%	26%	0%	38	1.30	0.41
Fac	2.68	14%	32%	32%	18%	5%	0%	22		
Res	4.25	0%	6%	19%	19%	56%	0%	16		

Media and A/V-enabled classrooms (projection with audio amplification and digital media players)										
	Mean	VD	D	SD	SS	S	VS	Count	Std. Dev.	95% CI+-
All	3.65	7%	19%	13%	27%	30%	4%	94	1.39	0.28
Fac	3.31	10%	25%	16%	25%	19%	4%	68		
Res	4.54	0%	4%	4%	31%	58%	4%	26		

QF49c Media-enabled classrooms for distance learning										
	Mean	VD	D	SD	SS	S	VS	Count	Std. Dev.	95% CI+-
All	3.97	8%	8%	11%	32%	37%	5%	38	1.33	0.42
Fac	3.59	14%	14%	9%	32%	27%	5%	22		
Res	4.50	0%	0%	13%	31%	50%	6%	16		

QF50a Stellar										
	Mean	VD	D	SD	SS	S	VS	Count	Std. Dev.	95% CI+-
All	4.25	3%	5%	13%	32%	37%	10%	100	1.15	0.23
Fac	4.13	4%	7%	13%	33%	33%	10%	70		
Res	4.53	0%	0%	13%	30%	47%	10%	30		

QF52a The New Media Center				
	Not useful	Useful	Very Useful	Count
All	54%	35%	11%	37
Fac	83%	17%	0%	24
Res	0%	69%	31%	13

QF52b The Teaching and Learning Lab				
	Not useful	Useful	Very Useful	Count
All	45%	39%	16%	51
Fac	57%	29%	14%	35
Res	19%	63%	19%	16

QF52c Crosstalk				
	Not useful	Useful	Very Useful	Count
All	61%	33%	6%	36
Fac	76%	16%	8%	25
Res	27%	73%	0%	11

QF52d Ed Tech Times				
	Not useful	Useful	Very Useful	Count
All	70%	27%	3%	33
Fac	80%	16%	4%	25
Res	38%	63%	0%	8

QF52e Ed Tech Fair				
	Not useful	Useful	Very Useful	Count
All	73%	24%	3%	33
Fac	84%	16%	0%	25
Res	38%	50%	13%	8

QF52f Open CourseWare				
	Not useful	Useful	Very Useful	Count
All	21%	53%	26%	86
Fac	26%	45%	29%	65
Res	5%	81%	14%	21

QF52g eReserves through Stellar				
	Not useful	Useful	Very Useful	Count
All	39%	34%	27%	41
Fac	44%	25%	31%	32
Res	22%	67%	11%	9

Education Technology Consultants QF52h (Faculty Liaisons)				
	Not useful	Useful	Very Useful	Count
All	31%	40%	29%	48
Fac	42%	33%	25%	36
Res	0%	58%	42%	12

QF55a Blog/Wiki						
	Highly Unkly.	Unkly.	Nthr. Likely Nor Unkly.	Likely	Highly Likely	Count
All	33%	19%	21%	18%	9%	135
Fac	44%	25%	11%	14%	7%	73
Res	19%	13%	34%	23%	11%	62

QF55b High performance computing support						
	Highly Unkly.	Unkly.	Nthr. Likely Nor Unkly.	Likely	Highly Likely	Count
All	23%	22%	21%	27%	8%	139
Fac	29%	22%	18%	19%	12%	78
Res	15%	21%	25%	36%	3%	61

QF55c Electronic portfolio						
	Highly Unkly.	Unkly.	Nthr. Likely Nor Unkly.	Likely	Highly Likely	Count
All	35%	22%	21%	15%	6%	108
Fac	42%	24%	15%	10%	8%	59
Res	27%	20%	29%	20%	4%	49

QF55d Software version control						
	Highly Unkly.	Unkly.	Nthr. Likely Nor Unkly.	Likely	Highly Likely	Count
All	26%	17%	22%	21%	14%	126
Fac	27%	19%	21%	17%	16%	70
Res	25%	14%	23%	25%	13%	56

QF55e Educational software development						
	Highly Unkly.	Unkly.	Nthr. Likely Nor Unkly.	Likely	Highly Likely	Count
All	26%	19%	26%	23%	5%	115
Fac	24%	16%	28%	25%	7%	68
Res	30%	23%	23%	21%	2%	47

Mobile devices for teaching, such as tablet PCs, PDAs, cell phones, etc.						
	Highly Unkly.	Unkly.	Nthr. Likely Nor Unkly.	Likely	Highly Likely	Count
All	27%	20%	17%	27%	9%	124
Fac	24%	23%	16%	27%	11%	75
Res	31%	16%	18%	29%	6%	49

On demand classrooms (e.g., 30 laptops set up anywhere)						
	Highly Unkly.	Unkly.	Nthr. Likely Nor Unkly.	Likely	Highly Likely	Count
All	31%	20%	17%	27%	6%	127
Fac	32%	21%	10%	29%	8%	72
Res	31%	18%	25%	24%	2%	55

Collaboration software (e.g., application sharing, conferencing, etc.)						
	Highly Unkly.	Unkly.	Nthr. Likely Nor Unkly.	Likely	Highly Likely	Count
All	24%	17%	20%	28%	12%	127
Fac	26%	19%	19%	19%	15%	72
Res	20%	15%	20%	38%	7%	55

QF56a Support for customized software										
	Mean	1-VU	2	3	4	5	6-VI	Count	Std. Dev.	95% CI+-
All	3.62	14%	19%	14%	15%	20%	18%	160	1.73	0.27
Fac	3.23	19%	22%	19%	10%	15%	14%	78		
Res	3.99	10%	16%	9%	20%	24%	22%	82		

QF56b Virtual Private Network (VPN)										
	Mean	1-VU	2	3	4	5	6-VI	Count	Std. Dev.	95% CI+-
All	3.41	17%	23%	13%	13%	18%	17%	144	1.77	0.29
Fac	3.31	20%	27%	9%	10%	14%	20%	70		
Res	3.50	15%	19%	16%	15%	22%	14%	74		

QF56c Server management										
	Mean	1-VU	2	3	4	5	6-VI	Count	Std. Dev.	95% CI+-
All	3.65	13%	16%	15%	21%	19%	16%	136	1.65	0.28
Fac	3.30	18%	21%	13%	23%	10%	15%	61		
Res	3.93	9%	12%	16%	19%	27%	17%	75		

QF56d Collaboration tools										
	Mean	1-VU	2	3	4	5	6-VI	Count	Std. Dev.	95% CI+-
All	3.74	11%	17%	15%	17%	26%	15%	144	1.61	0.26
Fac	3.50	16%	20%	13%	17%	19%	16%	70		
Res	3.96	7%	14%	16%	18%	32%	14%	74		

QF56e Easy way to set up a connected community (authorization and authentication)										
	Mean	1-VU	2	3	4	5	6-VI	Count	Std. Dev.	95% CI+-
All	4.05	11%	13%	12%	13%	27%	25%	150	1.71	0.27
Fac	3.82	16%	13%	10%	16%	21%	24%	68		
Res	4.23	7%	12%	13%	10%	32%	26%	82		

QF56f High capacity data storage										
	Mean	1-VU	2	3	4	5	6-VI	Count	Std. Dev.	95% CI+-
All	4.46	10%	7%	7%	12%	28%	35%	174	1.66	0.25
Fac	3.95	18%	11%	10%	9%	25%	28%	80		
Res	4.89	4%	3%	5%	15%	31%	41%	94		

QF56g Increased security										
	Mean	1-VU	2	3	4	5	6-VI	Count	Std. Dev.	95% CI+-
All	4.53	8%	6%	6%	19%	28%	34%	178	1.54	0.23
Fac	4.23	12%	8%	6%	18%	29%	27%	83		
Res	4.80	4%	4%	5%	20%	26%	40%	95		

Faculty and Researchers Text Responses

QF51. What features, if any, would you like to see added to Stellar?

1f: ability to move materials to and from Stellar more easily more graphic capability

1f: ability to organise information more flexibly, according to how I have organised the course, ability to bypass confirmation of every request every time, ability to upload multiple entries at the same time, ability to make changes to schedule and not have to change every other date manually and one at a time as a result, much faster loading of pages and uploading of documents (especially when not on campus, despite my having a broadband connection)

1f: Better handling of electronic submission. The loss of meaningful file names is a killer problem when students submit 30 files at once.

1f: customizable defaults for posting files, fewer button clicks for simple operations.

1f: don't use it

1f: dont want to have courses/ pages removed without asking

1f: file sharing for course material the studnet create

1f: grading software

1f: greater robustness.

1f: I don't know. The combination of Stellar and e-reserves is very powerful for the kinds of courses I teach.

1f: I have not used stellar because I do not believe that we should support students printing out entire readers free of charge on campus printers.

1f: I use SloanSpace

1f: I would like to make it easier to redesign so the categories make more sense for Humanities courses. I mean, "materials" and "homework" have no meaning to us. I'd like "membership," "syllabus," "readings," "staff," and that would about do it. ALSO I think students not enrolled should have access to the syllabus (and maybe the rest of the site). Sometimes I've told students interested in taking the course to check out the syllabus. Unless they're registered, they can't do that---unless I put it on the opening page as an announcement. And I think if I pasted it in from a Word document, the formating would go, so the syllabus would look rather strange. This is not satisfactory at all.

1f: integration of students' photos

1f: It is clunky -- it is nice to be able to show some creativity in course web pages. Stellar does not seem to provide that option.

1f: It is too slow, the students hate to use it because it is so slow...

1f: It's inaccessible. Every time I've tried to use it, it has been a frustrating experience. I suppose if you use it regularly it may be okay, but for a sometime visitor who has been asked to post material or to read things, it's proven to be an enormous pain.

1f: Log in and access improved. Dynamic simluation and visualization capability, not just static web hosting.

1f: More elaborate syllabus template with integration with rest of site.

1f: More flexibility in arrangement of elements on a web page, fewer bugs and much greater responsiveness to bug reports. Greater speed. As a concept, Stellar is wonderful. In practice it is like a xerox machine -- it knows when you're in a hurry and picks that moment to break down on you. When that happens, you know that no one is there to help. You can send an e-mail, but it will be days before you hear back, and there is no follow-up.

1f: more flexibility in design

1f: more flexible page arrangements, easy to enter changes, allow multiple changes at once,

1f: More flexible template

1f: More graphical interface

1f: more options to individualize web pages

1f: Quicker response time. (for postings, changes, etc.) Posting customization. (so that I don't have to toggle the same 5 categories/attributes over and over each time post a new reading. It should just mimic the settings from the previous time.

1f: see my email to stellar-request

1f: Speed, ease of use & interface. It is presently cumbersome and with a learning curve that exceeds my patience.

1f: Stellar is slow. I'm pretty good at coding HTML, so have found just posting up stuff on my own, through Athena, to be a much more efficient use of my time.

1f: stellar is stellar. no more features (it is a bit feature-heavy as it is)

1f: Stellar should be thoroughly reworked so that it becomes a user-centered system rather than a course-centered system (i.e., it should be much more like Sloanspace, or maybe simply just build on Sloanspace). The various "features" should be rearchitected as providers of Web serves that can be consumed by a user-controlled aggregator, configured according to the preferences of the individual users (e.g., RSS aggregators, event-driven notifiers, etc.)

1f: The customization is not flexible enough. It is not very ergonomic. Can't easily get rid of unneeded sections. Strange design of major sections and contents. I'd love to talk to somebody about how to improve Stellar (alamo@mit.edu)

1f: To be honest I always just use it to provide a portal to my own pages.

1f: what is stellar?

2r: Access times a a bit slow for downloading and uploading information. If that could be sped up, the system would be awesome.

2r: better signing on instructions for message board

2r: Easier to set up templates, better sharing facilities for students & staff

2r: live chat, voice recording

2r: more user-friendly

2r: None

2r: Option of using email address that is different from the kerberos name.

2r: Stellar seems to me to have these features that just don't match the way I teach. I keep trying to figure them out, but they're clunky. so I put everything under "materials". I also don't grasp the categorization of documents. Why do that? And I think the Help system for Stellar is not very good. I do better by calling up a real person.

QF53. Is there specific software that is important to your teaching that isn't provided at MIT?

1f: Adobe Acrobat. (To manage PDFs for student readings)

1f: content management (websites, pdfs, images, slides, videos) and disk space. a mechanism to synch laptops and network file systems.

1f: Could MIT support MathCad? I have to buy my own. There is a real need for thermodynamic teaching software. That that is available is very poor.

1f: FEMLAB

1f: I had a class designed around the SGI athena clusters. When these went away, I was screwed. I have asked over and over and over for help in what to do about this, and have received none. I need an SGI classroom or I need someone to get licenses and install new software on the new athena machines. Currently, I need to use the computers in my lab for classroom teaching. At an institute of technology, this is absurd.

1f: I hate Bill Gates and wish Netscape were supported better

1f: I use Scheme in most of my teaching. It is supported from my group and MIT IS plays no role in this. I'm also unaware of desktop teleconferencing software that would, for example, let students communicate with TAs.

1f: I would love it if the students had PDAs that they could use to respond to questions in class, and where the answers would be sent to my computer.

1f: LateX for Mac

1f: molecular modeling software

1f: MS Word!

1f: no

1f: No

1f: Optical Design software (e.g. Code V, Zemax, Oslo)

1f: powerpoint adobe illustrator

1f: powerpoint photo editing - adobe or corel

1f: primavera project planner (p3), TreeAge Data, vensim

1f: Remote collaboration software, video conferencing and document sharing

1f: Simulation and visualization software Electronic white board capability Designing in teams, graphics, drawing, tablet PC capabilities, but on a MAC or PDA

1f: Spartan (Wavefunction), ChemDraw (CambridgeSoft)

1f: We use the personal response system for many of our subject. We also use Perception software to collect all of our student subject evaluations via the web.

2r: 3-D modeling software

2r: EndNote

2r: Final Cut Pro, Adobe Photoshop

2r: Microsoft .NET visual studio. Should have a site license!

2r: N/A

2r: NA

2r: Printed circuit board schematic & layout software (eg Eagle)

2r: Stand alone versions of MATLAB

2r: Vectorworks cad (mac & Pc)

2r: WORD mon Athena calendar for scheduling student tutorials

QF54. Other than office productivity software such as Word, email, etc., what two applications for education are most important to your teaching?

1f: 1. Good quality technical drawing software. 2. Chemical structure drawing software (ChemDraw, ChemWindows)

1f: A good windows implementation of (La)TeX Adobe Acrobat

1f: Adobe Photoshop. Still haven't found a good slideshow viewer. (Powerpoint doesn't allow zooming of images-- as far as I know--which is a real pain.)

1f: Ansoft Maxwell Video presentations

1f: Crystal Ball like simulation software Matlab

1f: Dreamweaver Perception

1f: effective storage and synchronization of large files: videos, pdfs, slide presentations.

1f: ereserves

1f: Excel and MathCad

1f: GIS, Photoshop, CAD, InDesign,

1f: HKL2000 package or Denzo and Scalepack, xtalview, pymol, quanta

1f: I am annoyed about this survey assuming that I use Microsoft products. I use Linux and OS X and NO Microsoft products. I use movie players, pdf file readers, matlab, ...

1f: I am starting to use simulation software in microeconomics.

1f: i was hoping for a general space for comments at the end but didn't see any so I'll use this: - I couldn't answer many questions as I didn't know to what the referred (e.g., MIT has a Help Desk? What is IPass?, eReserves?) - Afterhours support is only useful if the response is within an hour or so -- otherwise you're quickly at during hours I didn't see a place for this comment, but support/service for laptop/in-office videoconferencing would be a help. I'd appreciate knowing if that type of support is available

1f: IDL, Mathematica

1f: Illustrator, Photoshop, Latex

1f: indesign imovie, finalcut

1f: LaTek

1f: LaTeX, matlab

1f: Maple

1f: Math packages (MatLab, MathCad, Mathematica, Maple) and Data Analysis (Origin, MatLab, etc..)

1f: Mathematica, Matlab

1f: Matlab

1f: Matlab

1f: Matlab

1f: matlab

1f: Matlab JMP (exploratory statistics package)

1f: MATLAB and FEMLAB

1f: matlab, femlab

1f: Matlab, Maple

1f: Matlab, Maple

1f: Matlab, Maple

1f: Matlab, molecular modeling software (Accelrys)

1f: matlab, solidwork

1f: Matlab, with good support on all platforms, need better Matlab licensing system!!!! Really!!! CAD tools, would like to have a Mac version

1f: metamedia platform, lists

1f: no

1f: Numerical Recipes Matlab

1f: Photoshop

1f: powerpoint

1f: Powerpoint

1f: Powerpoint and Excel are both critical.

1f: Powerpoint, simulation tools

1f: Powerpoint.

1f: Programming (Scheme, Python). Good, well-supported graphics libraries.

1f: see above.

1f: Spartan (Wavefunction), ChemDraw (CambridgeSoft)

1f: Stata (which MIT only minimally supports)

1f: Stellar and OCW

1f: Well-supported open-source linux (e.g., Debian). Good IDE for student code development. Good open-source version control (e.g. Subversion), with a backed-up server running at MIT.

2r: 1. Windows Journal 2. Adobe Acrobat

2r: Dreamweaver, iMovie

2r: Eagle

2r: Excel, EndNote

2r: I'd like to use Illustrator.

2r: IDL, Maple

2r: internet explorer, adobe acrobat

2r: Mathematica, Matlab

2r: MATLAB

2r: Matlab and Aspen Plus

2r: Microsoft .NET visual studio. Should have a site license!

2r: NA

2r: powerpoint

2r: statistical analysis qualitative (text) analysis

2r: stellar word-processing on Athena

2r: Vectorworks,