

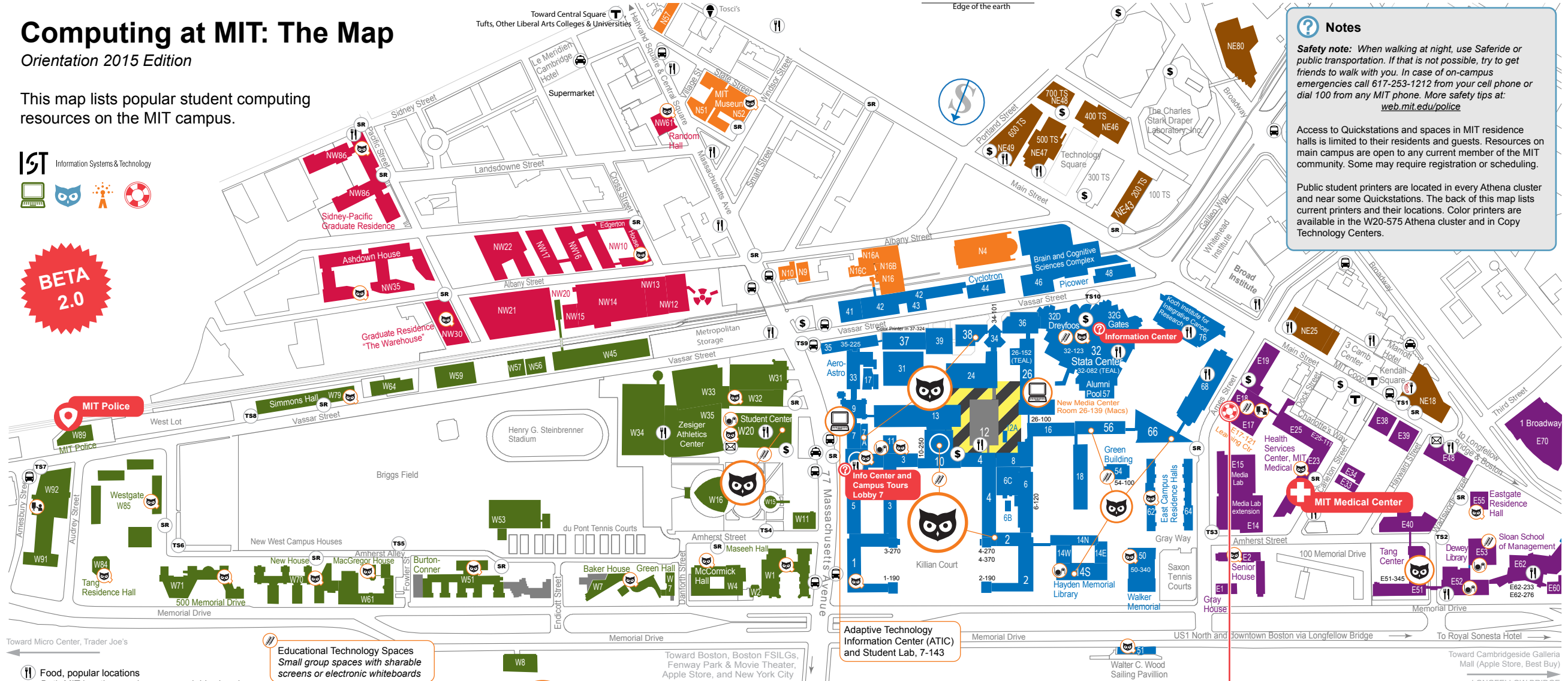
Computing at MIT: The Map

Orientation 2015 Edition

This map lists popular student computing resources on the MIT campus.



BETA 2.0



Notes

Safety note: When walking at night, use Saferide or public transportation. If that is not possible, try to get friends to walk with you. In case of on-campus emergencies call 617-253-1212 from your cell phone or dial 100 from any MIT phone. More safety tips at: web.mit.edu/police

Access to Quickstations and spaces in MIT residence halls is limited to their residents and guests. Resources on main campus are open to any current member of the MIT community. Some may require registration or scheduling.

Public student printers are located in every Athena cluster and near some Quickstations. The back of this map lists current printers and their locations. Color printers are available in the W20-575 Athena cluster and in Copy Technology Centers.

- Food, popular locations
Both MIT locations and common neighborhood locations shown. Lots more in Kendall, Central, and across Harvard Bridge
- MBTA Bus Stop
- MBTA Subway Stop
Red Line stops in Kendall Square and Central Square (off map)
- On-campus / near campus Saferide stops
Important: 4 different late-night shuttle routes! Not all stops shown and stop locations may change! Be sure to check the schedule at mit.edu/facilities/transportation/shuttles/ or MIT Mobile app before venturing out.
- Tech Shuttle stops
- Post Office
- ATM
- Taxicab stands

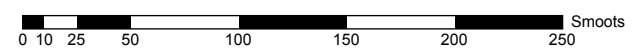
- Educational Technology Spaces
Small group spaces with sharable screens or electronic whiteboards
- Athena Quickstations
Walk-up kiosks for students, MIT user account needed
- Printers or Copy Tech Centers
Copy and print centers, specialty student printing (thesis, color)
- Computer Training Rooms
On-line registration for training classes ahead of time is required
- Non-Athena computer labs
Check each label for location details and special information

Athena Clusters at these locations
Check table below for location details and special information

<p>Student Center, Room W20-575 Largest Athena Cluster, Debathe & Collaboration Spaces Also at this location: Color printer, SIPB Office, Room W20-557</p> <p>Room 56-129 (24 computers) Also at this location: Study room with electronic whiteboard</p> <p>Room 4-167 (10 computers)</p> <p>Rotch Library, 7-238 (7 computers) Also at this location: Windows GIS laboratory</p> <p>Barker Engineering Library (12 computers) 5th & 6th Floors, Building 10</p>	<p>Hayden Library (8 computers) Basement, Room 14S-200</p> <p>Rooms 2-032 & 2-225 (29 computers)*</p> <p>Rooms 37-348 & 37-332 (20 computers)*</p> <p>* These rooms are closed due to building construction and space changes</p> <p>Room 38-370 (20 computers)</p> <p>Room 66-080 (10 computers)</p> <p>Room E51-075 (8 computers)</p>
--	---

No in . Thanks!

IS&T Help Desk
Computing Help Desk, Walk-ins Center, Hardware & Software Repair, User Accounts, Learning Center
Building E17-110 @ 40 Ames St (M-F 9-5).



Security & Safe Computing

- 0. Backup, Backup, BACKUP!**
CrashPlan is free at MIT. Just do it!
- 1. Install protective software**
Download MIT's Sophos anti-virus
- 2. Choose strong passwords**
Easy to remember, impossible to guess
- 3. Patch, Patch, PATCH!**
Set your computer to auto-update!
- 4. Control access to your machine**
Physical security is also important
- 5. Use email and internet cautiously**
Don't click on things from unknowns
- 6. Use secure connections**
In doubt? Use VPN and secure sites
- 7. Protect sensitive data**
Encrypt your storage devices
- 8. Use desktop firewalls**
Your OS comes with it. Leave it on!
- 9. Most importantly, stay informed**
Subscribe to ist-security-fyi email list

ist.mit.edu/secure

Important Phone Numbers

Save these on your cell phone or mobile device:

Contact	Who	What for
617-253-1212	MIT Police	Any campus emergency
617-253-4481	MIT Medical	24-hour urgent care
617-253-4948	Facilities	24-hour emergency repairs
617-253-7669	Recording	Emergency information line
617-253-1000	MIT Operators	Directory assistance
617-253-1101	IS&T Help Desk	Computing Help

Bookmark emergency.mit.net on your phone and be sure to register for MIT Alert notifications while you're there.

Download This Map

MIT is working hard to conserve energy and reduce waste. We try to keep printed materials to a minimum. Save a tree. Read it online!

With this map we're trying a new, compact way of conveying a lot of information about computing resources on campus in a small space formatted for convenient carrying.

Let us know what you think and help us improve it! Share your ideas at:

ist.mit.edu/map

Thanks and have a wonderful day!



We're Hiring!

IS&T hires MIT students for a variety of student computing roles. Salaries start at **\$16.00/hr**. Interested? Browse to web.mit.edu/cshiring or send email to:

cshiring@mit.edu



Connecting To MITnet

Wireless

- Connect to the wireless network **MIT SECURE** using your MIT username and password to encrypt all your wireless traffic
- The wireless network **MIT GUEST** is provided for short-term visitors at MIT and devices that don't support encrypted networks; see mit.edu/wifi for more

Wired

- Locate a network drop and connect your computer using an Ethernet cable; active wired network drops are often marked by green connectors or stickers
- Dorm residents: if needed, cables are available from your RCC at rcc.mit.edu or the Help Desk Walk-in Center in E17-110

Register

- Open a web browser and follow the registration instructions if prompted

ist.mit.edu/mitnet

Public Student Printers

Location	Printers	Special Printers	Dorm Printers
Barker Library (10-500)	1	In addition to the public student printers located in Athena clusters and the Libraries there are four special-use printers:	Each MIT residence hall has at least one centrally provided, managed, and supplied printer. Larger dorms may have two.
Dewey Library (E53-100)	1		These printers work just like public student printers and are configured with the same Pharos job release stations, but are generally only accessible to residents of each dormitory.
Hayden Library (14S-100)	1		
Rotch Library (7-238)	1		
1-150 (outside of room)	1		
4-167	1	Two thesis printers loaded with MIT bond paper in W20	
11-112	1	CopyTech and in Building 11	
42-482	closed*	CopyTech.	
38-370	1		
56-129	2		
66-080	2	A color printer in W20-575.	
E51-075	1		
W20-575	6	A black and white printer on the first floor of W20.	

* Closed due to building construction. Printers were redistributed to other locations.

µGuide To Student Printing

Overview	Basic Steps
MIT uses the Pharos hold-and-release system to reduce paper waste and make it easy for students to pick up their print jobs at any printer.	<ol style="list-style-type: none"> Download and install Pharos to print directly from your computer or send your job to the printer called mitprint from any Athena workstation Walk up to any public student printer and swipe your ID card at the Pharos touch-screen terminal to print your job
Help us fine-tune our printing infrastructure by letting us know what works and what doesn't.	

Information & Instructions: mit.edu/printing
 Help & Problem Reports: icp-help@mit.edu

"MIT? There's an app for that."

MIT Shuttle schedules and real-time tracking, directory information, Stellar, emergency notification, and more!

Two Ways To Get Mobile

- Point your mobile web browser at m.mit.edu
- Download the **MIT Mobile** app from the Android Play Store or Apple iTunes




Athena & Debathena

Athena is MIT's campus-wide academic computing environment. **Debathena** is the software that powers this environment, currently based on Ubuntu Linux. Debathena workstations are located in **Athena Clusters**, **Libraries**, and **Residence Halls**. In addition, **Quickstation Kiosks** can be found throughout campus, and provide short login sessions for checking e-mail, printing a document, or browsing the web.

To Learn More About Using Athena

To learn more about the many things you can do on Athena check out **Athena Help** on the web at:

ist.mit.edu/athena/help



Good Citizenship

Logging Out and Locking the Screen

When you're done remember to log out using the **Power Icon** at the top right of the screen to protect your account and documents and to leave the computer ready for the next student.

If you need to step away, you can lock the workstation by choosing **Lock Screen** instead. When you return, wake the screen and enter your password to resume your session. 20 minutes or less please, or you may be logged out.

Shared Resources, Shared Responsibilities

Please keep your area clean and neat for the next student. Keep beverages away from the computers and food out of the clusters. Kindly throw away trash and recycle unused paper. Report problems promptly so they can be addressed.

Freebies and Discounts

Free Software	Discounts
<ul style="list-style-type: none"> Current versions of Mac OS X, Microsoft Windows, and Linux CrashPlan backup software and cloud backup service Sophos anti-virus software Dropbox file sharing service Microsoft Office suite 	<ul style="list-style-type: none"> Mobile cellular plan discounts ist.mit.edu/cell-discounts Electronics, computer peripherals, supplies and software discounts ecat.mit.edu
<p>Download free software from the IS&T software grid at: ist.mit.edu/software-hardware</p>	

Using Your Mac or Windows Computer

Macs on MITnet	Windows on MITnet
<ul style="list-style-type: none"> Macs are fully supported at MIT (Mac OS X 10.9 & later) Always make sure the latest Mac OS security updates are downloaded and installed on your system. Find Software Update... in the Apple menu on your Mac MIT makes a lot of free Mac software available: check the Freebies and Discounts panel 	<ul style="list-style-type: none"> MIT supports Windows 7 and later ALWAYS, ALWAYS, ALWAYS make sure you keep your copy of Windows up to date with the latest security patches MIT runs its own Windows Update Service at ist.mit.edu/waus MIT makes a lot of free Windows software available: check the Freebies and Discounts panel

ist.mit.edu/macosex

ist.mit.edu/windows

Get Computing Help

Need to reach us?

Reach us at 617-253-1101 (3-1101) or helpdesk@mit.edu

Want to visit?

Online at ist.mit.edu or in person at 40 Ames St, Building E17-110 during office hours (Mon-Fri 9 AM - 5 PM)

IST Information Systems & Technology

Your Stuff

Your username: _____
 Your password: It's a trap! Never write down, share, or email your password!
 Cluster combo: 57721
 Valid through October 2015 Look up the new one with the **tellme combo** command on Athena. Note it here.

How do I...
 Check my mail on the web? owa.mit.edu
 Find out more about email? ist.mit.edu/email
 MIT's primary email and calendaring service runs on Microsoft Exchange and can be accessed from a variety of web browsers, desktop email programs & mobile devices.



Orientation 2015 Edition

This map lists popular student computing resources on the MIT campus.

Computing at MIT: The Map



ist.mit.edu/students